

Adherus[®]

AutoSpray

Dural Sealant



Set-up video instructions
scan here

Step 1

Hold the applicator with the nozzle pointing up, remove and discard the red caps from the vial adaptor hubs.



Step 2

Push the glass vials onto the blue vial adaptor hubs. Green capped vial to green syringe, silver capped vial to white syringe.




Step 3

With the vials oriented upward depress the syringe pusher assembly to push the fluid into the vials. Gently shake the device until the powder is dissolved.




Step 4

Release the syringe pusher assembly to allow it to rebound backwards and depress a second time to ensure both solutions are homogeneous.



Step 5

Push the on/off button on the bottom of the device to "activate" the system prior to hydrogel spray application.




Step 6

Prior to treatment delivery, orient the device so the vials are pointing upwards and remove and discard both vial adaptor hubs by rotating the blue hubs counter clockwise until the hubs are ejected from the device.



Step 7

Orient the device so the spray nozzle is pointed up and hold a piece of gauze, 5-10cm above the nozzle. Apply firm pressure to the center of the product syringe pusher assembly until the product begins to spray out of the nozzle. Once green sealant begins to form on the gauze stop depressing the syringe pusher assembly.



Step 8

While aiming at the treatment site and holding the device approximately 2 to 4cm away, apply firm pressure to the center of the syringe pusher assembly to dispense the mixed solution.



Craniomaxillofacial

This document is intended solely for the use of healthcare professionals. A surgeon must always rely on his or her own professional clinical judgment when deciding whether to use a particular product when treating a particular patient. Stryker does not dispense medical advice and recommends that surgeons be trained in the use of any particular product before using it in surgery. The information presented is intended to demonstrate a Stryker product. A surgeon must always refer to the package insert, product label and/or instructions for use, including the instructions for cleaning and sterilization (if applicable), before using any Stryker product. Products may not be available in all markets because product availability is subject to the regulatory and/or medical practices in individual markets. Please contact your Stryker representative if you have questions about the availability of Stryker products in your area. Stryker Corporation or its divisions or other corporate affiliated entities own, use or have applied for the following trademarks or service marks: Adherus, Stryker. All other trademarks are trademarks of their respective owners or holders. Adherus and Adherus ET are the only FDA-approved hydrogel dural sealant with a patent pending AutoSpray applicator with internal air pump. Please see Adherus AutoSpray Dural Sealant instructions for use for more information.

Manufactured by:
HyperBranch Medical Technology,
Inc., a subsidiary of Stryker,
located in Durham, North
Carolina USA.

Distributed by:
Stryker Craniomaxillofacial
Kalamazoo, MI 49002 USA
t: 269 389 5346
toll free: 800 962 6558
f: 877 648 7114
stryker.com/cm

Source: 500-150-05685 R2
CMF-PO-38_Rev. None_18709
Copyright © 2018 Stryker
Printed in the USA