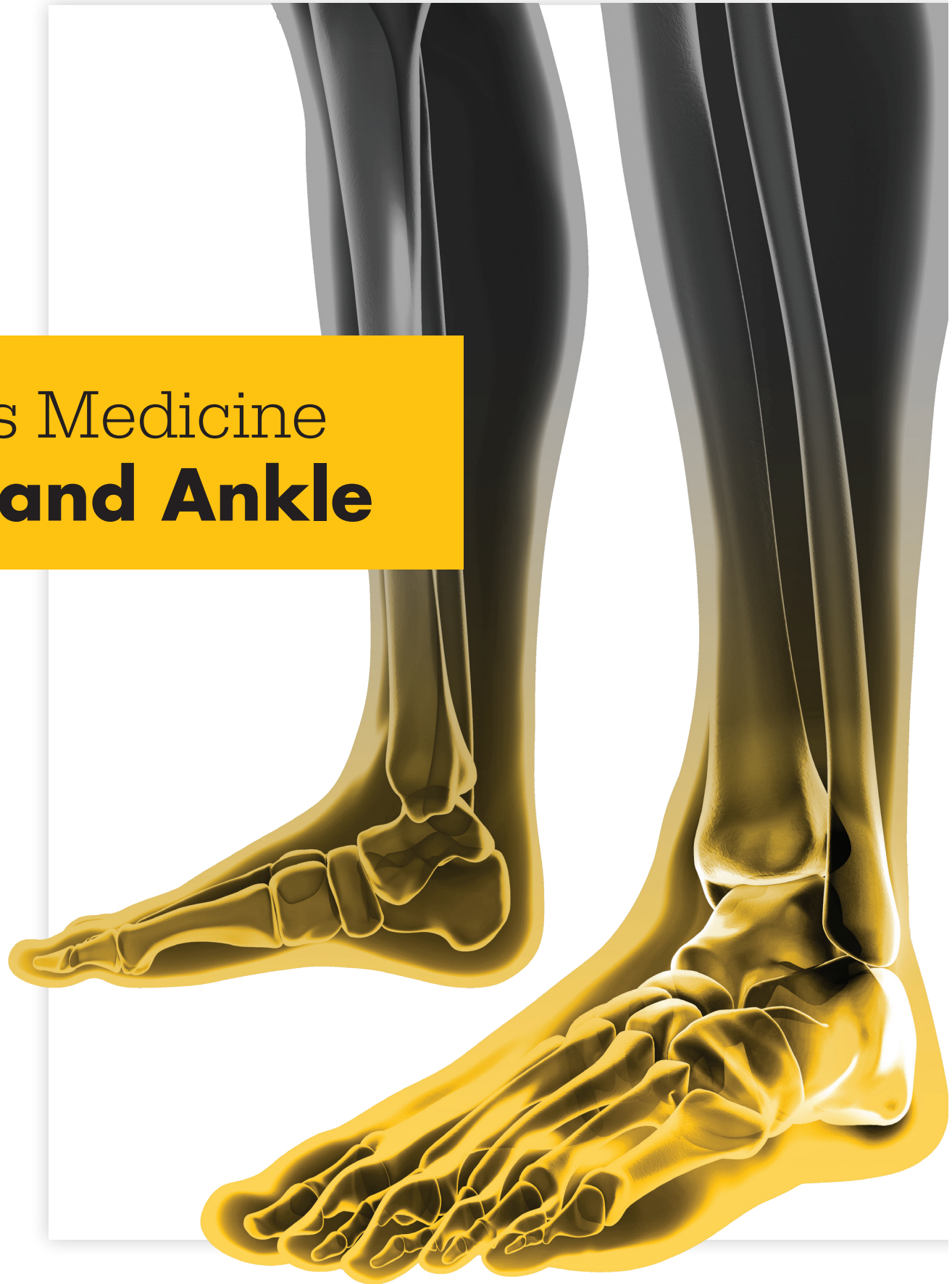



stryker

Sports Medicine  
**Foot and Ankle**



# Sports Medicine

## Foot and Ankle portfolio




### Iconix platform

An all-suture anchor platform, available in 14 different suture and tape configurations, including with and without needles.



### Omega

An all-PEEK self-punching knotless anchor with screw-in fixation. With a decoupled eyelet-screw construct, the platform is designed to offer unobstructed complete cannulation. Drills, taps and awls are available.



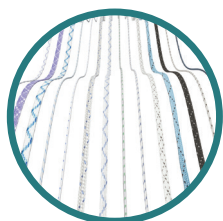
### AlphaVent

AlphaVent is a versatile, hard body screw in anchor platform that offers 22 different implant and suture configurations. The implant employs dual-thread technology to optimize engagement in cortical and cancellous bone.<sup>1,2</sup>



### NanoTack

Smallest all-PEEK suture anchor implant with two points of fixation for increased strength. Available in tape and suture options.<sup>3</sup>



### XBraid S, XBraid TT and Force Fiber

A comprehensive suture and tape portfolio, featuring more than 56 configurations, including specialty options.



### Biosteon Intraline

A fully threaded screw-in anchor available in multiple sizes. Biosteon is a composite of hydroxyapatite (HA) and non-crystalline poly-L-lactide (PLAA).




### PEEK Zip

A fully cannulated anchor that features a trocar-tip inserter, eliminating the need to tap.



### PEEK and Titanium Intraline

Fully threaded anchors with a suture eyelet. The Force Fiber suture eyelet runs through the center of the anchor, providing flexibility for the working suture.



### CinchLock SS and CinchLock Flex

Suture anchor systems that provide speed and simplicity with their "one-click lock and release" anchor deployment systems.

# Procedures<sup>4</sup>

## Medial ankle:

- Posterior tibial tendon repair
- Kidner procedure
- Spring ligament repair
- FDL transfer
- Deltoid ligament repair

## Lateral ankle:

- Brostrom/Gould lateral ankle repair
- Primary and secondary ligament reconstruction
- Arthroscopic lateral ankle repair
- Suture tape augmentation and double row repair

## Achilles:

- Achilles repair and reconstruction
- FHL transfer



### ReelX STT

A self-punching knotless anchor that features an incremental tensioning mechanism that allows for patient-specific tissue tensioning.



### Piton 2.8mm

A soft tissue fixation implant, for the secure reattachment of soft tissue to bone. It offers a minimally invasive footprint with direct insertion.



### Piton 3.5mm knotless

A fixation implant that completely eliminates knot tying and provides direction insertion. No tapping, punching or pre-drilling required.



### Gravity

Fully threaded PEEK or Titanium anchor with tapered needles available.



### G-Force tenodesis

A Radiolucent PEEK-Optima material implant that allows for intraoperative tendon tensioning via a suture loop guide rod.

<sup>1</sup> DHD14695

<sup>2</sup> TR21098

<sup>3</sup> Based on a survey of currently available anchors

<sup>4</sup> Consult the IFUs for product indications

## Biologics portfolio



### TissueMend

An acellular, collagen membrane used to repair and reinforce soft tissues.



### RegenKit THT System

A system designed to be used for the safe and rapid preparation of autologous platelet-rich plasma (A-PRP) from a small sample of blood at the patient's point of care.



### Allografts

Stryker partners with AlloSource to offer a wide variety of allografts used in soft tissue repair and augmentation.



### ProChondrix CR

A laser-etched, cryopreserved-fresh osteochondral allograft, that helps deliver the components for articular cartilage restoration.



### GraftJacket Now Ultra-Thick

A pre-hydrated, ready to use acellular dermal matrix used for reinforcement, support and protection of soft tissue.

## Arthroscopy portfolio



### CrossFire 2

A 2-in-1 arthroscopy resection console that drives both Shaver and RF.



### Foot and Ankle shavers and burs

Full portfolio of shavers and burs designed for small joint applications.



### SERFAS RF

Both suction and non-suction RF ablation wands designed for small joint applications.



### CrossFlow

Easy to use, plug and play arthroscopy fluid pump, with customized profiles for small joint applications.

## Sports Medicine

This document is intended solely for the use of healthcare professionals. A surgeon must always rely on his or her own professional clinical judgment when deciding whether to use a particular product when treating a particular patient. We do not dispense medical advice and recommend that surgeons be trained in the use of any particular product before using it in surgery.

The information presented is intended to demonstrate Stryker's products. A surgeon must always refer to the package insert, product label and/or instructions for use, including the instructions for cleaning and sterilization (if applicable), before using any of Stryker's products. Products may not be available in all markets because product availability is subject to the regulatory and/or medical practices in individual markets.

Please contact your representative if you have questions about the availability of Stryker's products in your area.

Stryker or its affiliated entities own, use, or have applied for the following trademarks or service marks: CrossFire, CrossFlow, SERFAS, Omega, Iconix, CinchLock, XBraid, Force Fiber, Biosteon, ReelX, RegenKit, NanoTack, PEEK, Piton, Gravity, G-Force ReconiSense, TissueMend, and Stryker. All other trademarks are trademarks of their respective owners or holders.

The absence of a product, feature, or service name, or logo from this list does not constitute a waiver of Stryker's trademark or other intellectual property rights concerning that name or logo.

ProChondrix and GraftJacket is a registered trademark of Allosource. RegenKit is a registered trademark of Regen Lab Sarl.

Stryker  
Sports Medicine  
5670 Greenwood Plaza Blvd.  
Ste. 200  
Greenwood Village, CO 80111  
  
t: 866 596 2022  
www.sportsmedicine.stryker.com