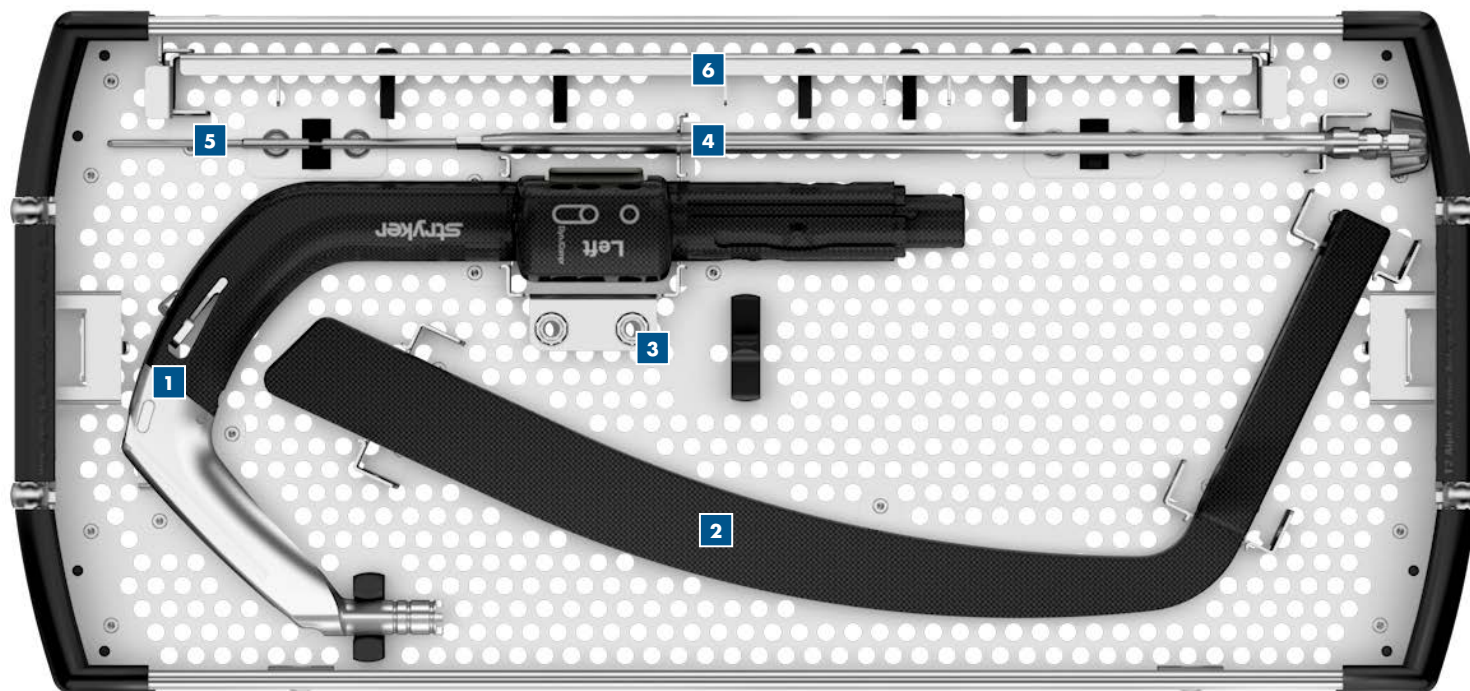


Tray layout card – T2 Alpha Femur Antegrade PF Indication Tray

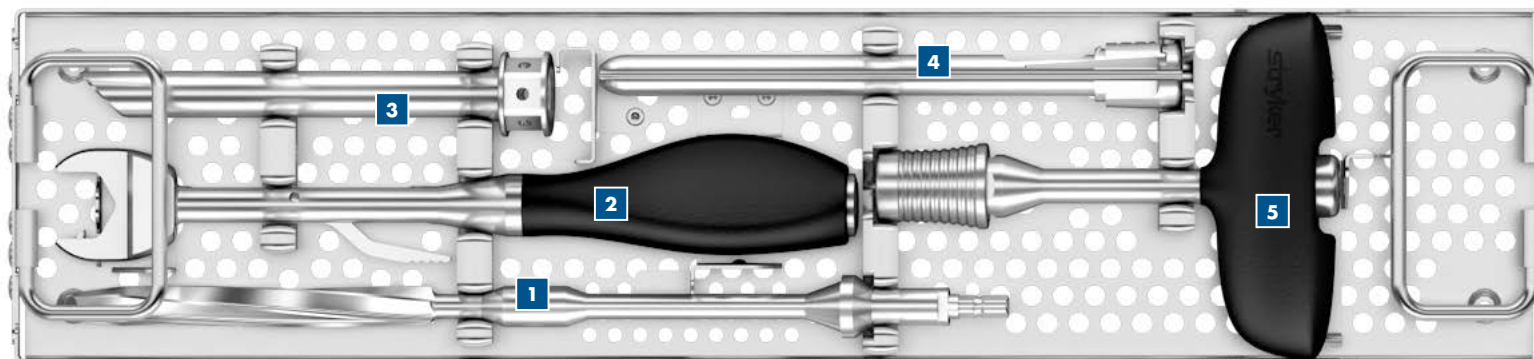

T2 Alpha PF Nailing System



Ref #	Description	Qty.	Ref #	Description	Qty.
1	2353-3503 Targeting Arm Femur PF	1	5	2351-0221 Recon Lag Screwdriver Rod	1
2	2351-0240 One Shot Device	1	Optional		
3	2353-4104 Nail Holding Screw Tibia / Femur PF	2	6	2355-5030 Drills and Pins Insert	1
4	2351-0220 Spreading Recon Lag Screwdriver Bit	1			

Tray layout card – T2 Alpha Femur Antegrade PF Indication Tray



Opening 11.5mm Insert



Ref #	Description	Qty.	Ref #	Description	Qty.
1 2351-6113	Opening Reamer, Ø13mm	1	4 2351-6313	Opening Reamer Trocar Ø13mm	1
2 2351-6000	Opening Reamer Handle	1	Optional		
3 2351-6213	Opening Reamer Sleeve, Ø13mm	1	5 2351-0145	Quick-Lock T-Handle, Modified Trinkle	1

Tray layout card – T2 Alpha Femur Antegrade PF Indication Tray

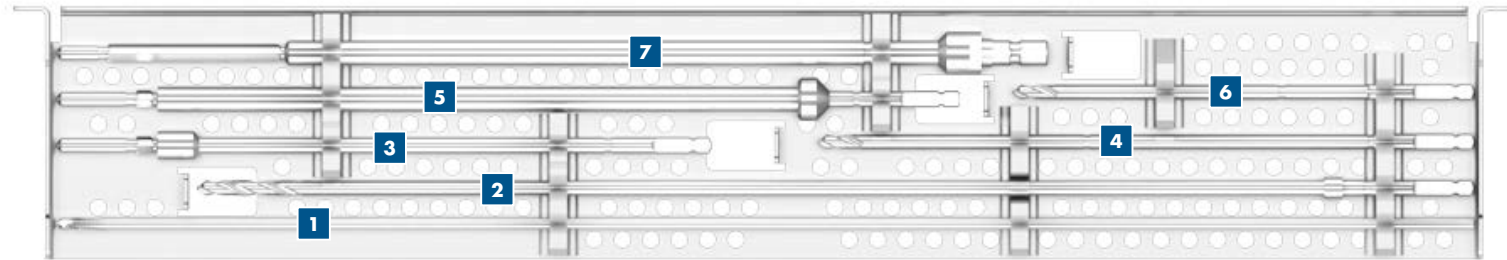

Femur indication insert



Ref #	Description	Qty.	Ref #	Description	Qty.
1	2351-0210 Recon Lag Screw Drill	1	4	2353-3301 Recon Knob	1
2	2351-0200 Recon K-Wire Sleeve	2	5	2351-0225 Recon Lag Screwdriver Bit	1
3	2351-0190 Recon Tissue Protection Sleeve	2	6	2351-0250 External Compression Device Femur	1

Tray layout card – T2 Alpha Femur Antegrade PF Indication Tray

Drills and pins insert layout and content (optional)



Ref #	Description	Qty.	Ref #	Description	Qty.
	2351-3340S			2351-5510	
	Threaded Recon K-Wire; Ø3.2 × 400mm			Counterbore Drill, Long, Ø5.5 × 255mm	1
1	2351-3240S	4	5	2351-4213S	
	Drill-Tip Recon K-Wire; Ø3.2 × 400mm			Freehand Drill; Ø4.2 × 130mm	2
	2351-3028S		6	2351-3513S	
	K-Wire; Ø3 × 285mm			Freehand Drill; Ø3.5 × 130mm	2
2	2351-4236S	2	7	2351-5515	1
	Locking Drill; Ø4.2 × 360mm			Counterbore Drill, Manual, Ø5.5 × 280mm	
	2351-3536S				
	Locking Drill; Ø3.5 × 360mm				
3	2351-5500	1			
	Counterbore Drill, Short, Ø5.5 × 185mm				
4	2351-3518S	2			
	Freehand Drill; Ø3.5 × 185mm				
	2351-4218S				
	Freehand Drill; Ø4.2 × 185mm				

A surgeon must always rely on his or her own professional clinical judgment when deciding whether to use a particular product when treating a particular patient. Stryker does not dispense medical advice and recommends that surgeons be trained in the use of any particular product before using it in surgery.

The information presented is intended to demonstrate the breadth of Stryker product offerings. A surgeon must always refer to the package insert, product label and/or instructions for use before using any Stryker product. Products may not be available in all markets because product availability is subject to the regulatory and/or medical practices in individual markets. Please contact your Stryker representative if you have questions about the availability of Stryker products in your area. Stryker Corporation or its divisions or other corporate affiliated entities own, use or have applied for the following trademarks or service marks: Stryker, T2 Alpha. All other trademarks are trademarks of their respective owners or holders.

