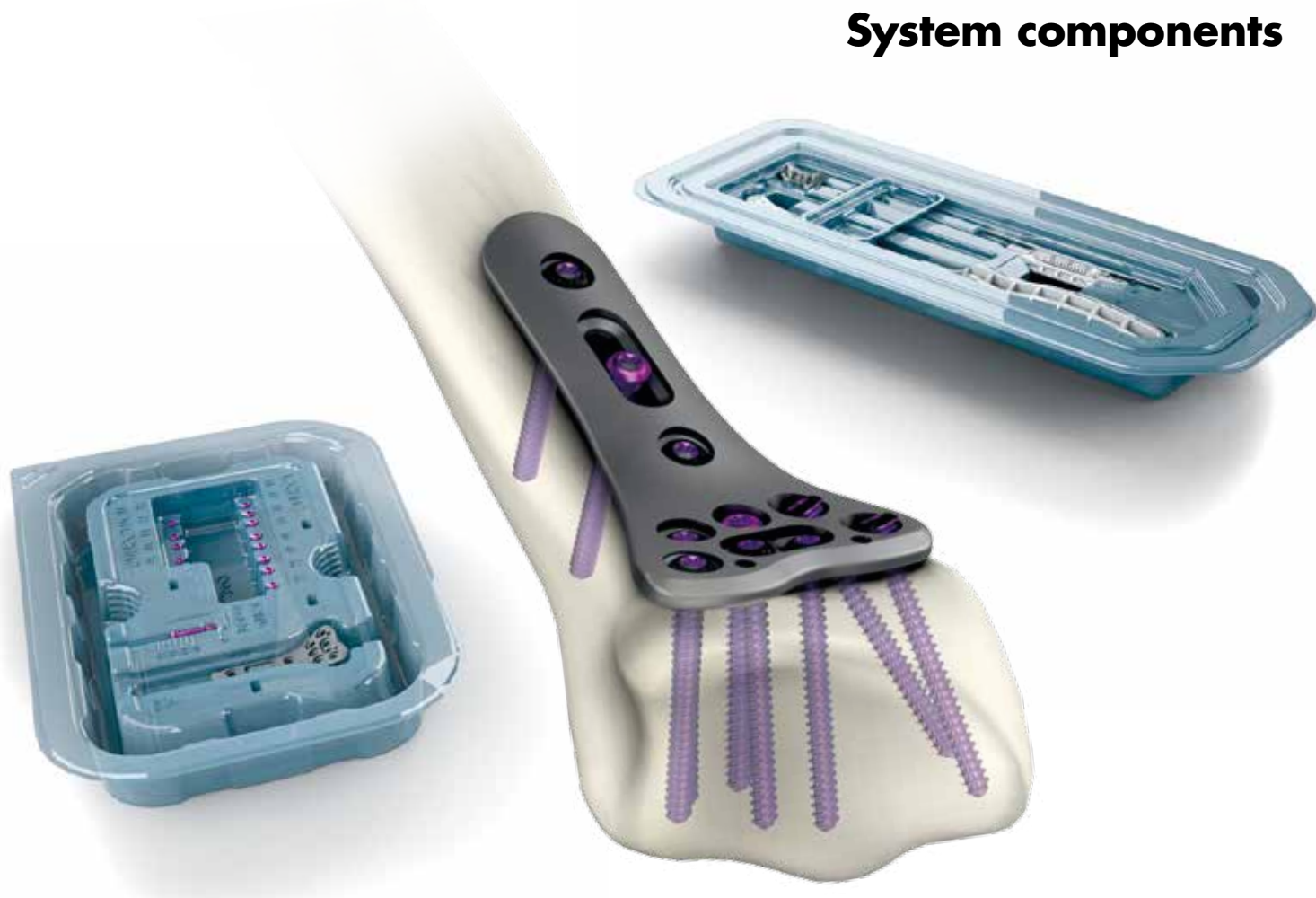


# VariAx<sup>®</sup> 2 Xpress

## Distal Radius Locking Plate System

### System components

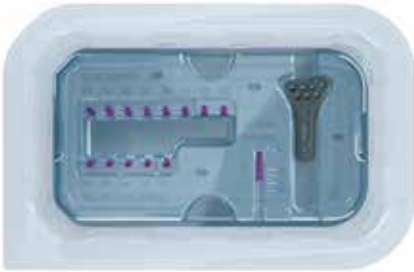


## VariAx 2 Xpress – DR implant kits



### DR Xpress implant kit, narrow plate

Ref #	Description	Length
991051S	DR Implant Kit, narrow extra-short, left	49mm
991052S	DR Implant Kit, narrow extra-short, right	49mm
991053S	DR Implant Kit, narrow short, left	56mm
991054S	DR Implant Kit, narrow short, right	56mm
991055S	DR Implant Kit, narrow long, left	76mm
991056S	DR Implant Kit, narrow long, right	76mm



### DR Xpress implant kit, intermediate plate

Ref #	Description	Length
991057S	DR Implant Kit, intermediate extra-short, left	49mm
991058S	DR Implant Kit, intermediate extra-short, right	49mm
991059S	DR Implant Kit, intermediate short, left	56mm
991060S	DR Implant Kit, intermediate short, right	56mm
991061S	DR Implant Kit, intermediate long, left	76mm
991062S	DR Implant Kit, intermediate long, right	76mm



### DR Xpress instrument kit


Ref #	Description
991065S	Distal Radius Sterile Instrument Kit T8



### DR Xpress Storage Container

Ref #	Description
940545	DR Xpress Delivery Solution - 12 Kits
940546	DR Xpress Backup Box

## DR Xpress Backup Box – Screws



### 2.7mm locking screws

Ref #	Diameter	Length
656310S	2.7mm	10mm
656312S	2.7mm	12mm
656314S	2.7mm	14mm
656316S	2.7mm	16mm
656318S	2.7mm	18mm
656320S	2.7mm	20mm
656322S	2.7mm	22mm
656324S	2.7mm	24mm



### 2.7mm non-locking screws

Ref #	Diameter	Length
656410S	2.7mm	10mm
656412S	2.7mm	12mm
656414S	2.7mm	14mm
656416S	2.7mm	16mm
656418S	2.7mm	18mm
656420S	2.7mm	20mm
656422S	2.7mm	22mm
656424S	2.7mm	24mm

## Instruments — Components



### K-wires, drill, and tap

Ref #	Description
390157S	K-wire Ø1.25mm x 150mm
390164S	K-wire Ø1.6mm x 150mm
390192S	K-wire Ø2.0mm x 150mm
705002S	K-wire drill tip Ø2.0mm x 234mm
703899S	Tap for 2.7mm Screws, AO

## Trauma & Extremities

This document is intended solely for the use of healthcare professionals. A surgeon must always rely on his or her own professional clinical judgment when deciding whether to use a particular product when treating a particular patient. Stryker does not dispense medical advice and recommends that surgeons be trained in the use of any particular product before using it in surgery.

The information presented is intended to demonstrate a Stryker product. A surgeon must always refer to the package insert, product label and/or instructions for use, including the instructions for Cleaning and Sterilization (if applicable), before using any Stryker product. Products may not be available in all markets because product availability is subject to the regulatory and/or medical practices in individual markets. Please contact your Stryker representative if you have questions about the availability of Stryker products in your area.

Stryker Corporation or its divisions or other corporate affiliated entities own, use or have applied for the following trademarks or service marks: Stryker, VariAx. All other trademarks are trademarks of their respective owners or holders.

The products listed above are CE marked.

Content ID: VAX-SCS-11, 03-2017

Copyright © 2017 Stryker



**Manufacturer:**

Stryker GmbH  
Bohnackerweg 1  
2545 Selzach  
Switzerland

[www.stryker.com](http://www.stryker.com)



**Instrument Kit Only:**

ECA Medical Instruments  
1107 Tourmaline Drive  
Newbury Park  
CA 91320 USA

[www.ecamedical.com](http://www.ecamedical.com)